


MITCH



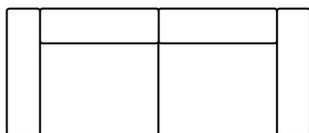
ELEMENTS

2,5 seater




196 cm

3 seater




216 cm

4 seater




279 cm

**AL-LG (arm left)
LG-AR (arm right)**



107 cm


**AL-3W (arm left)
3W-AR (arm right)**



203 cm

**HEIGHT: 83 cm
DEPTH: 100 cm
SEAT DEPTH: 57 cm
SEAT HEIGHT: 45 cm
ARM HEIGHT: 67 cm**

STITCHING



flat seam

LEGS



J-185
black

PRODUCT INFO

FRAME



pinewood



chipboard

FILLING

SUSPENSION

BACK



foam HR 30



fibre wool



elastic belts

SEAT



foam HR 40



fibre wool



no-sag springs

This sofa has loose seat and back cushions

Caution: with the use of different moulds, the stitchery of models in fabrics can be different from the stitchery of the same models in leather.
All sizes are approximate, technical and stylistic changes and typing errors are reserved.